

AUTO ROMA

Automatic Cantilever Umbrella

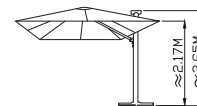
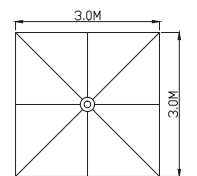
- U6-250XLA** ☒ Square 8' x 8' (2.5 x 2.5m)
- U6-203LA** ☒ Rectangular 6.5' x 10' (2 x 3m)
- U6-303LA** ☒ Square 10' x 10' (3 x 3m)
- U6-304LA** ☒ Rectangular 10' x 13' (3 x 4m)



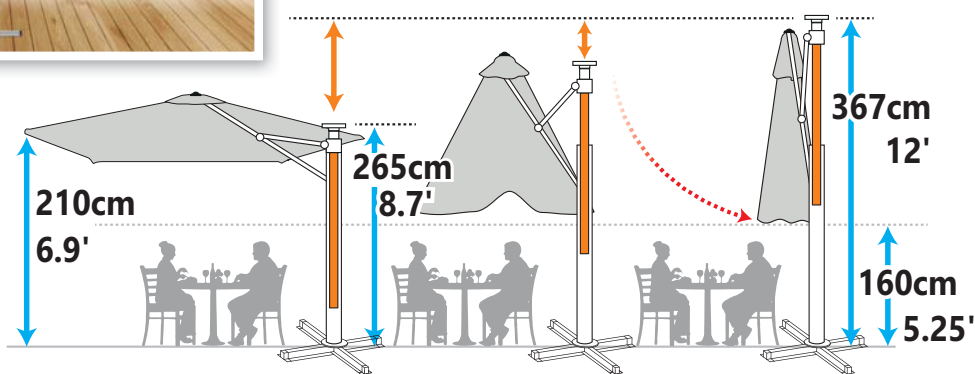
AUTO ROMA

Automatic Cantilever Umbrella

- U6-250XLA** ☒ Square 8' x 8' (2.5 x 2.5m)
- U6-203LA** ☒ Rectangular 6.5' x 10' (2 x 3m)
- U6-303LA** ☒ Square 10' x 10' (3 x 3m)
- U6-304LA** ☒ Rectangular 10' x 13' (3 x 4m)



U6-303LA
 □ 3X3M
 = 9M²
 ≈ 45KG
 ≈ 48KG/H
 60KM/H



Free Seating

No need to remove seating or tables beforehand



Protective Cover

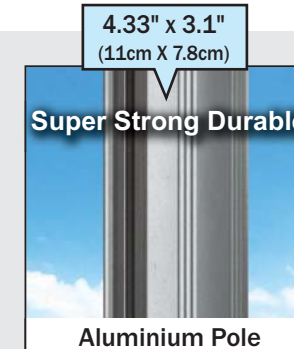


PC-03 for U6-303LA

Special Features

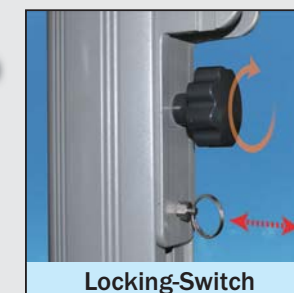


Rechargeable Battery



Super Strong Durable

Aluminium Pole



Locking-Switch



Aluminium Frame

X-ROMA

Cantilever Umbrella

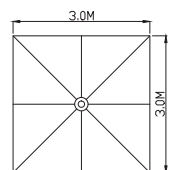
- U6-250X** ☒ Square 8' x 8' (2.5 x 2.5m)
- U6-203** ☒ Rectangular 6.5' x 10' (2 x 3m)
- U6-303** ☒ Square 10' x 10' (3 x 3m)
- U6-304** ☒ Rectangular 10' x 13' (3 x 4m)



X-ROMA

Cantilever Umbrella

- U6-250X** ☒ Square 8' x 8' (2.5 x 2.5m)
- U6-203** ☒ Rectangular 6.5' x 10' (2 x 3m)
- U6-303** ☒ Square 10' x 10' (3 x 3m)
- U6-304** ☒ Rectangular 10' x 13' (3 x 4m)



Metal Mechanism System

Crank Open & Close One Step



U6-303
 □ 3X3M
 ≈ 9.0M²
 ≈ 44KG
 ≈ 47KG
 60CM/H



Prüfzeichen Test Mark

Optional Features

UB046
SAND 275lbs (125kgs)

Sand Water Weight Base

UB063
93cm(3')

Rolling Base Round

160cm (5.25')

Extra Closing Height

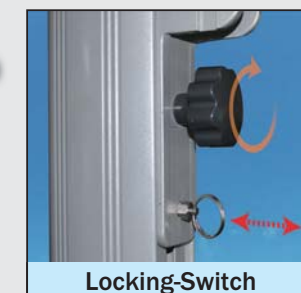
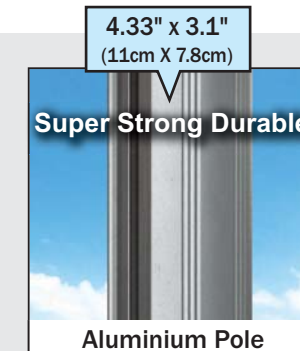
Mount the base with bolts

Granite Weight

Crank Open & Close One Step



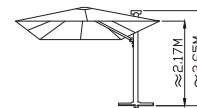
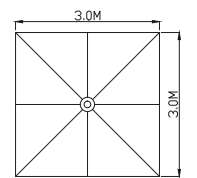

Special Features



AUTO ROMA

Automatic Cantilever Umbrella

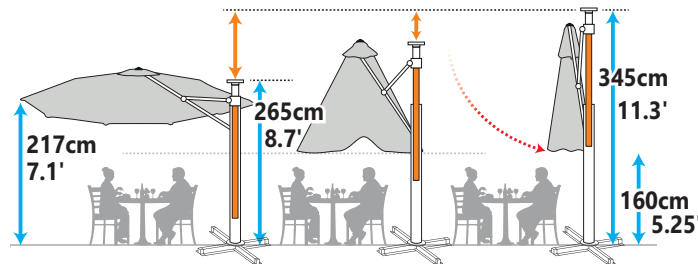
U6-300LA  Round 10' (3m)
U6-350LA  Round 11.5' (3.5m)





U6-303LA
 □ 3X3M
 ≈ 9M²
 ≈ 45KG
 ≈ 48KG
 60KM/H



Free Seating
 No need to remove seating or tables beforehand



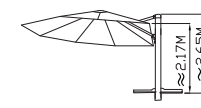
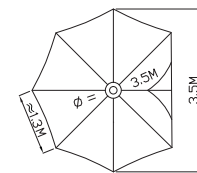
Special Features



X-ROMA

Cantilever Umbrella

U6-300  Round 10' (3m)
U6-350  Round 11.5' (3.5m)



U6-350
 Ø3.5M
 ≈ 9.6M²
 ≈ 45KG
 ≈ 48KG
 60KM/H

PATENT

COMMERCIAL USE



Metal Mechanism System

Crank Open & Close One Step



Extra Closing Height

160cm (5.25')

4.33" x 3.1"
(11cm X 7.8cm)

Super Strong Durable

GRAY

Aluminium Pole

Mount the base with bolts

Concrete Foot Tube

50cm
30cm
20cm
10cm

Locking-Switch

160cm (5.25')